

A2 Wear Parts

Secure your welding quality and productivity with ESAB original parts

Wear Part Kits

Contents	Wire Diameter, mm (in.)	Part Number	
Wear part kit A2 SAW 15 pcs contact nozzles 2 pcs feed rollers 2 pcs pressure rollers 1 pc contact tube	2.5 (3/32) 3.0 (0.12) 3.2 (1/8) 4.0 (5/32)	0810123880 0810123881 0810123882 0810123883	
Wear part kit A2 GMAW 10 pcs contact nozzles 1 pc feed roller 1 pc pressure roller 1 pc contact tube 1 pc gas nozzle 2 pcs insulating sleeve 1 pc plug 1 pc tip adaptor 1 set of O-rings	1.0 (.035) 1.2 (.045) 1.6 (1/16) 2.0 (5/64)	0810125880 0810125881 0810125882 0810125883	
Wear part kit A2 SAW Twin 20 pcs contact nozzles 1 pc feed roller 1 pc pressure roller 1 pc nozzle holder	1.2 (.045) 1.6 (1/16) 2.0 (5/64)	0810124880 0810124881 0810124882	


Feed Roller Single Wire

Wire Dimension mm (in.)	Part Number	SAW Single	GMAW	
0.8 (.030)	0145538881		•	
1.0 (.035)	0145538882		•	
1.2 (.045)	0145538883		•	
1.6 (1/16)	0218510281	•	•	
2.0 (5/64)	0218510282	•	•	
2.4-2.5 (3/32)	0218510283	•	•	
3.0-3.2 (.012-1/8)	0218510298	•	•	
4.0 (5/32)	0218510286	•	•	
Pressure roller	0153148880	•	•	


Feed Roller Twin Wire

Wire Dimension mm (in.)	Part Number	SAW Twin	
2 x 1.2 (.045)	0218522486	•	
2 x 1.6 (1/16)	0218522488	•	
2 x 2.0 (5/64)	0218522484	•	
2 x 2.4-2.5 (3/32)	0218522480	•	
Pressure roller	0218524580	•	

Feed Roller Grooved and Knurled

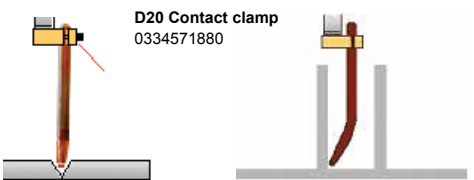
Wire Dimension Cored Wire, mm (in.)	Part Number	SAW Single	GMAW	
0.8-1.6 (.030-1/16)	0146024880	•	•	
2.0-4.0 (5/64-5/32)	0146024881	•	•	

Pressure Roller Grooved and Knurled



Wire Dimension Cored Wire, mm (in.)	Part Number	SAW Single	GMAW	
0.8-1.6 (.030-1/16)	0146025880 ¹	•	•	
2.0-4.0 (5/64-5/32)	0146025881 ¹	•	•	
Shaft for pressure roller	0212901101	•	•	

¹Use with shaft for pressure roller 0212901101.

Contact Tube D20 Single Wire

Length, mm (in.)	Part Number	SAW Single	
100 (4)	0413510003	•	 <p>D20 Contact clamp 0334571880</p>
190 (7.5)	0413510002	•	
260 (10.2)	0413510001	•	
500 (19.7)	0413510004	•	
260 (10.2) bent	0413511001	•	

Contact Nozzles

Wire Dimension mm (in.)	Part Number	SAW Single	GMAW	SAW Twin	
M12					
1.6 (1/16)	0154623008	•			
2.0 (5/64)	0154623007	•			
2.5 (3/32)	0154623006	•			
3.0 (0.12)	0154623005	•			
3.2 (1/8)	0154623004	•			
4.0 (5/32)	0154623003	•			
M6					
0.8 (.030)	0153501002 ¹		•		
1.0 (.035)	0153501004 ¹		•	•	
1.2 (.045)	0153501005 ¹		•	•	
1.6 (1/16)	0153501007 ¹		•	•	
2.0 (5/64)	0153501009		•	•	
2.4-2.5 (3/32)	0153501010			•	
Tip adaptor M10 to M6	0147333001		•		
M10					
0.8 (.030)	0258000914		•		
1.0 (.035)	0258000913		•		
1.2 (.045)	0258000908		•		
1.6 (1/16)	0258000909		•		
2.0 (5/64)	0258000910		•		
2.4 (3/32)	0258000911		•		
3.0 (.012)	0258000918	•			
3.2 (1/8)	0258000915	•			
4.0 (5/32)	0258000919	•			

¹Use in conjunction with tip adaptor M10 to M6 for GMAW applications.

A2 Wear Parts

Cont.

Contact Device D20 Complete GMAW

Description	Part Number	GMAW	
1. A2 torch	0030465389	•	
2. Gas nozzle	0145227882	•	
3. Insulating sleeve	0145226001	•	
4. Contact tube	0145534882	•	
5. Plug	0146099001	•	
6. Extension	00409798-03/-04 ¹	•	
7. Guide tube	0415032001	•	
8. O-ring, 22.2x3	0190680405	•	
9. O-ring, 15.3x2.4	0190680313	•	
10. O-ring, 5.3x2.4	0190680303	•	


¹158 mm (6.2 in.) and 108 mm (4.3 in.) lengths.

MTW-600 GMAW Torch, 600A


Description	Part Number	
1.1 MTW-600, 200 mm (8 in.)	0457460880	
1.2 MTW-600, 250 mm (10 in.)	0457460881	
1.3 MTW-600, 300 mm (12 in.)	0457460882	
1.4 MTW-600, 400 mm (16 in.)	0457460883	
2. Gas nozzle	0457451001	
3. Splatter protection	0457452001	
4. Centering sleeve	0457453001	
5. O-ring	0457458001	
6. Nozzle adaptor	0808311001	
7.1. Contact tube, 200 mm (8 in.)	0457455005	
7.2. Contact tube, 250 mm (10 in.)	0457455006	
7.3. Contact tube, 300 mm (12 in.)	0457455007	
7.4. Contact tube, 400 mm (16 in.)	0457455008	
8.1. Guide inserts, Steel		
1.0-1.6 (.040-1/16), L = 210 (8.3)	0457454001	
1.0-1.6 (.040-1/16), L = 260 (10.2)	0457454002	
1.0-1.6 (.040-1/16), L = 310 (12.2)	0457454003	
1.0-1.6 (.040-1/16), L = 360 (14)	0457454004	
1.0-1.6 (.040-1/16), L = 410 (16)	0457454005	
8.2. Guide inserts, Brass		
2.0-2.4 (5/64-3/32), L = 208 (8.2)	0457620001	
2.0-2.4 (5/64-3/32), L = 258 (10.1)	0457620002	
2.0-2.4 (5/64-3/32), L = 308 (12.1)	0457620003	
2.0-2.4 (5/64-3/32), L = 408 (16.1)	0457620004	
8.3. Guide inserts, Plastic PTFE		
1.0-1.6 (.040-1/16), L = 400 (16) ¹	0457619001	
2.0-2.4 (5/64-3/32), L = 400 (16) ¹	0457619002	
Contact Nozzle M8, mm (in.)	Fe, SS, CW	Al
1.0 (.040)	0457625005	0457625005
1.2 (.045)	0457625006	0457625007
1.4 (.052)	0457625008	-
1.6 (1/16)	0457625009	0457625009
2.0 (5/64)	-	0457625001
2.4 (3/32)	0457625012	0457625012

¹ Cut to suitable length

MTW-600 GMAW Feed Roller, Single Wire

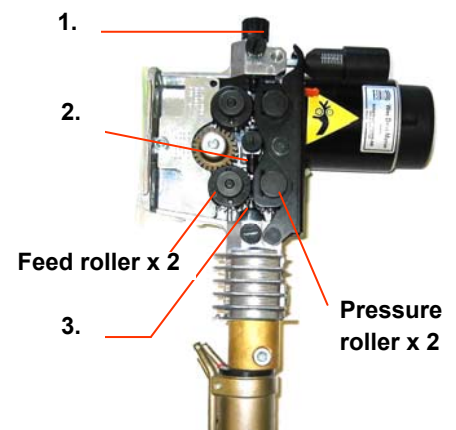
Wire Dimension mm (in.)	Part Number		GMAW	
	Fe, SS	Al		
0.6-0.8 (.023-.030)	0369557001	-	•	
0.8-0.9 (.030-.035)	-	0369557011	•	
0.8-1.0 (.030-.040)	0369557002	-	•	
1.0-1.2 (.040-.045)	0369557003	0369557006	•	
1.2-1.6 (.045-1/16)	0369557007	-	•	
1.4-1.6 (.052-1/16)	0369557013	-	•	
1.6 (1/16)	-	0369557008	•	
2.0 (5/64)	-	0369557009	•	
2x1.2 (2 x .045)	0369557010	-	•	
Pressure roller (flat roller)	0369728001	0369728001	•	

MTW-600 GMAW Feed Roller, Single Wire, Groove, Knurled

Wire Dimension mm (in.)	Part Number Cored Wire	GMAW	
1.0-1.2 (.040-.045)	0369557004	•	
1.4-1.6 (.052-1/16)	0369557005	•	
Pressure roller (knurled roller)	0466262001	•	

MTW-600 Wire Feeder

Description	Part Number
1. Nipple wire conduit	0455049001
2. Intermediate nozzle	0455072001
3.1 Outlet nozzle, Fe	0469837880
3.2 Outlet nozzle, Al	0469837881



autoryzowany dystrybutor